

# Incorporation of novel siRNA chemistries significantly improves the potency and durability of HBV siRNAs in the AAV-HBV mouse model

# 831 AASLD Nov. 12-15, 2021



Jin Hong, Saul Martinez Montero, Hua Tan, Vivek K. Rajwanshi, Hyunsoon Kang, Jacquelyn Sousa, Dawei Cai, Cheng Liu, Tilani De Costa, Vera Huang, Elen Rosler, Jerome Deval, Rajendra Pandey, Lawrence M. Blatt, Julian A. Symons, David B. Smith, Leonid N. Beigelman  
Aligos Therapeutics, Inc., 1 Corporate Drive, 2<sup>nd</sup> Floor, South San Francisco, CA 94080

Contact: [jhong@aligos.com](mailto:jhong@aligos.com) Disclaimer: All authors are current or former Aligos Therapeutics, Inc., employees

DIGITAL EXPERIENCE

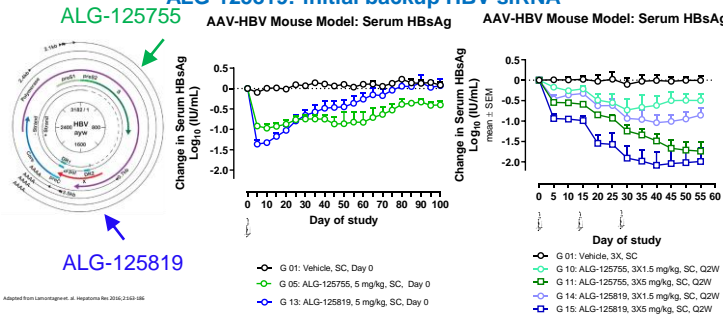
## BACKGROUNDS

The current standard of care for chronic hepatitis B (CHB) fails to reduce HBsAg needed to attain functional cure. HBV siRNA therapies have been shown to be effective in reducing HBsAg in CHB patients. For decades, 2'F and 2'OMe modified nucleotides have been the building blocks used to stabilize siRNA duplexes and maintain RNA-like properties. In this study, we applied multiple novel stabilization chemistries, including 5' phosphate mimetic end cap and unique 2'F mimic nucleotides to distinct HBV siRNAs. As a result, we achieved significant improvements in the extent and duration of HBsAg knockdown in the serum of the AAV-HBV mouse model.

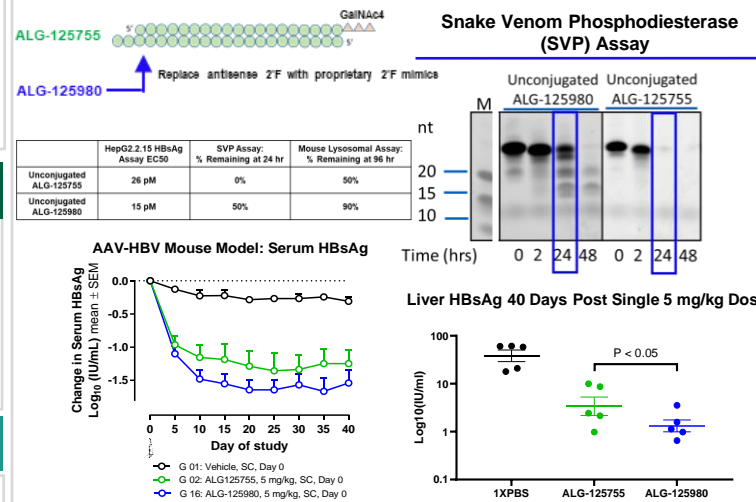
The stability of HBV siRNAs were profiled in lysosome and snake venom phosphodiesterase (SVP) assays. Human Ago-2 assay was used to assess siRNA loading and cleavage of target RNA. Inhibition of HBsAg release was performed in the HepG2.2.15 cell line by transfection using RNAiMAX. The secreted HBsAg was quantified by ELISA. In the AAV-HBV mouse model, HBV siRNAs conjugated with proprietary GalNAc were administered subcutaneously (SC) with blood collections every 5 days for HBsAg and ALT assessments.

## RESULTS

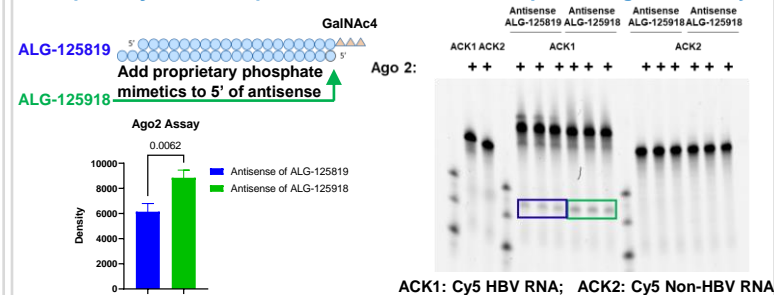
### ALG-125755: Aligos HBV siRNA in development ALG-125819: initial backup HBV siRNA



### Proprietary 2'F Mimic Modified ALG-125755: Modestly Improved Nuclease Stability and In Vivo Potency

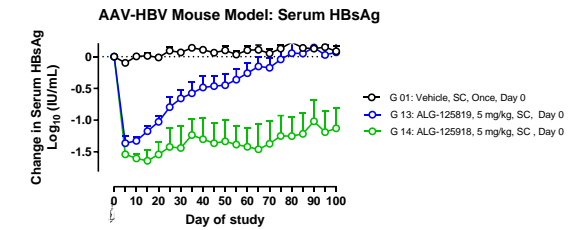


### Proprietary 5' End Cap Modified ALG-125819: Improved Ago-2 Activity

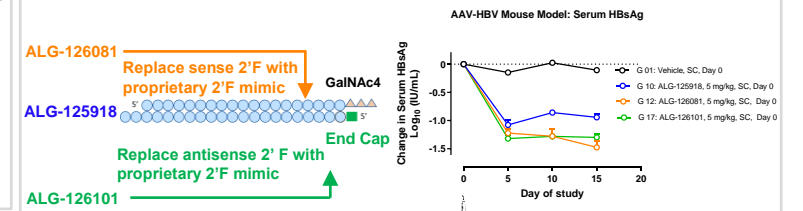


## Results

### ALG-125918 with Proprietary 5' End Cap Modification: Significantly Improved Maximum HBsAg Knockdown and Durability



### Further Improvement in ALG-125918 with 2'F mimics



- 1) Aligos proprietary phosphate mimetic end cap improved siRNA loading and cleavage efficiency and significantly improved in vivo target knockdown depth and durability.
- 2) Aligos proprietary 2'F improved siRNA nuclease stability and in vivo potency.
- 3) Combination of end cap and 2'F mimics yielded very potent HBV siRNA backup molecules ALG-126081 and ALG-126101.

